

Lovin' and Groomin' Brownie Badge Girl Scouts of Middle Tennessee



Girls must complete 4 out of the 6 requirements.

It is suggested that troops/girls earn the Lovin' and Groomin' badge prior to the Pony Ready badge.

1. Have someone who has experience with horses show you the proper way to use a curry comb and brush to groom a horse or pony. Put what you learned into practice by grooming a horse or pony.
2. Learn how, and then use a mane and tail comb to groom a horse or pony's mane or tail.
3. Look up in a book or ask someone who works with horses the names of at least 5 parts of the horse. See if you can find them on the horse you groomed.
4. Find out what horses eat by asking someone who takes care of horses or looking it up in a book or on the Internet.
5. Learn about at least 2 different kinds of saddles and how they are used by taking a tour of a stable or barn, or by finding magazines or books.
6. Learn at least 3 safety rules for being around horses and ponies. Make sure you follow them every time you are around horses.

Where to find help:

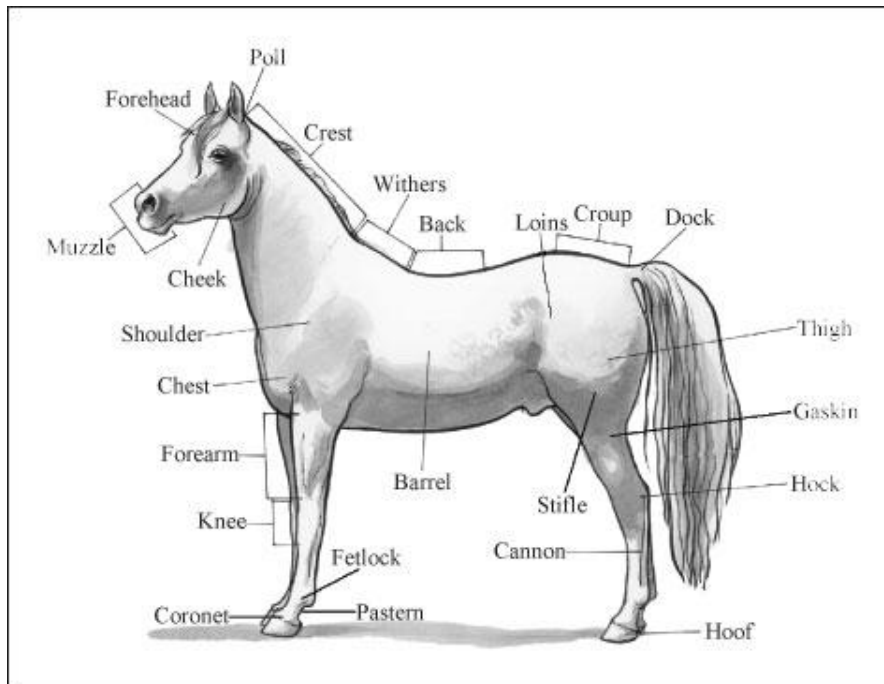
1. Check out the local library for information about horses and how to care for them.
2. Sign up for Lovin' and Groomin' at Camp Sycamore Hills (*refer to Leader Essentials and/or the website for information about this program*)
3. Use the internet to look up information on horses. Here is a great place to start <http://www.kidsdomain.com/kids/links/Horses.html>

Leader Resources:

Grooming

1. Start with the curry comb, using in circular motions on the meaty parts of the horse. Avoid using on the bony parts of the horse. Keep your free hand on the horse so you can feel if he is about to move.
2. Use the hard brush with firm, short flicking strokes to remove the dirt and hair loosened by the curry comb.
3. Use the soft brush with long strokes to remove fine dust from the horse's coat
4. When using the mane and tail comb, be sure to start at the bottom and work up so that the tangles can be removed. Hold your hand above where you are combing, especially on the tail. Instead of standing behind the horse, stand beside the horse and pull the tail over to you when combing the tail.

Horse parts



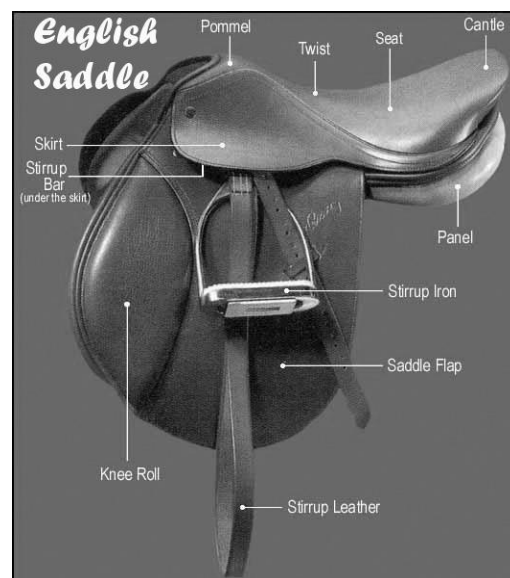
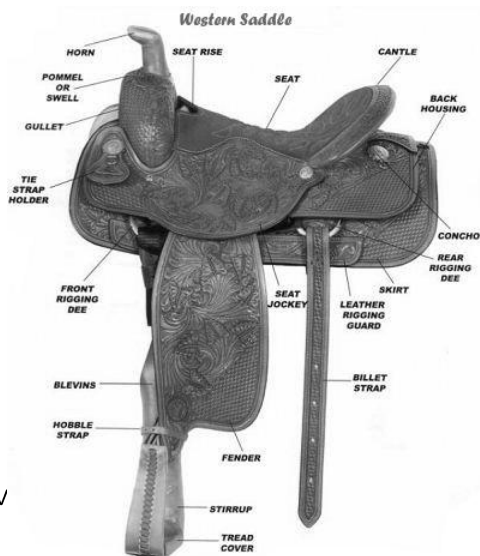
What Horses Eat

In the wild, horses eat grasses and other vegetation. In the winter, dried grasses are the primary food source.

Domesticated horses need lots of grass and hay (dried grass). Most horse owners also feed other grains and/or pelleted feed to their horses.

Western and English Saddles

Different saddles are used for different jobs. There are many kinds of Western saddles which are often used for ranch work, trail riding, Western shows and rodeo events, and pleasure riding. English saddles are often used for jumping, dressage, hacking (English trail riding) and showing.



Safety Rules

1. Always walk, not run, when around horses.
2. Approach your horse at the shoulder and avoid walking right behind the horse.
3. Use calm voices; never scream or yell.
4. Be sure to talk to your horse before touching him to avoid surprising him if he is sleeping.